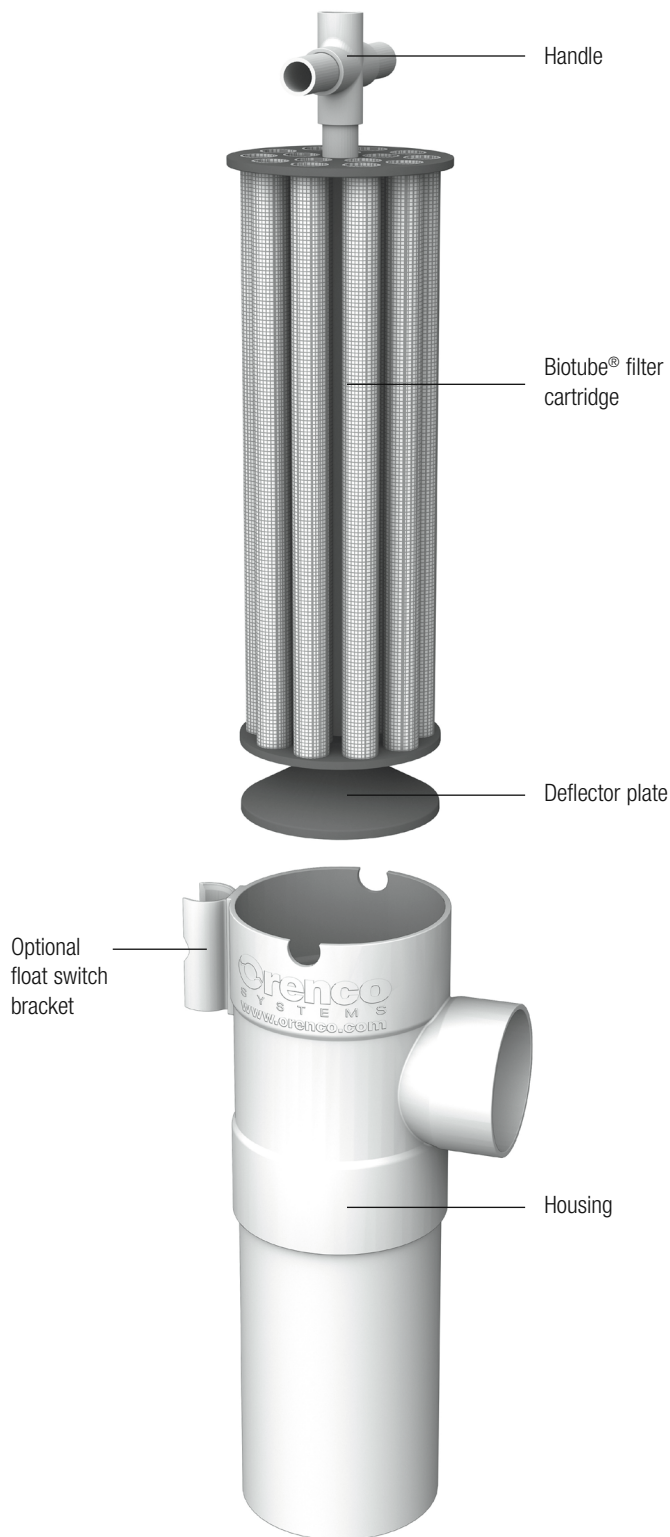


# PSC-Series Biotube® Effluent Filters



Orenco® PSC-Series Biotube® Effluent Filter

## Applications

Orenco® PSC-Series Biotube® Effluent Filters are designed to remove solids from effluent leaving wastewater tanks.

## General

Orenco's patent-pending PSC-Series Biotube Effluent Filters are used to improve the quality of effluent from wastewater tanks. Increased effluent quality extends drainfield life in on-site dispersal systems and improves the performance of downstream treatment in effluent sewers.

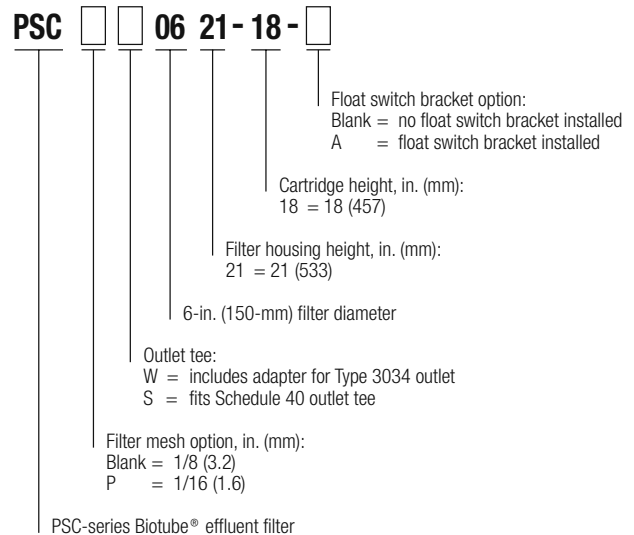
The Biotube filter cartridge fits tightly in the housing while being easy to remove for maintenance. The passively self-cleaning design extends maintenance cycle intervals. The handle can be extended for better access to the cartridge. Filter mesh is available in 1/8-in. or 1/16-in. (3.2-mm or 1.6-mm) mesh opening sizes.

Models PSCS0621-18 and PSCW0621-18 are NSF 46 certified.

## Standard Models

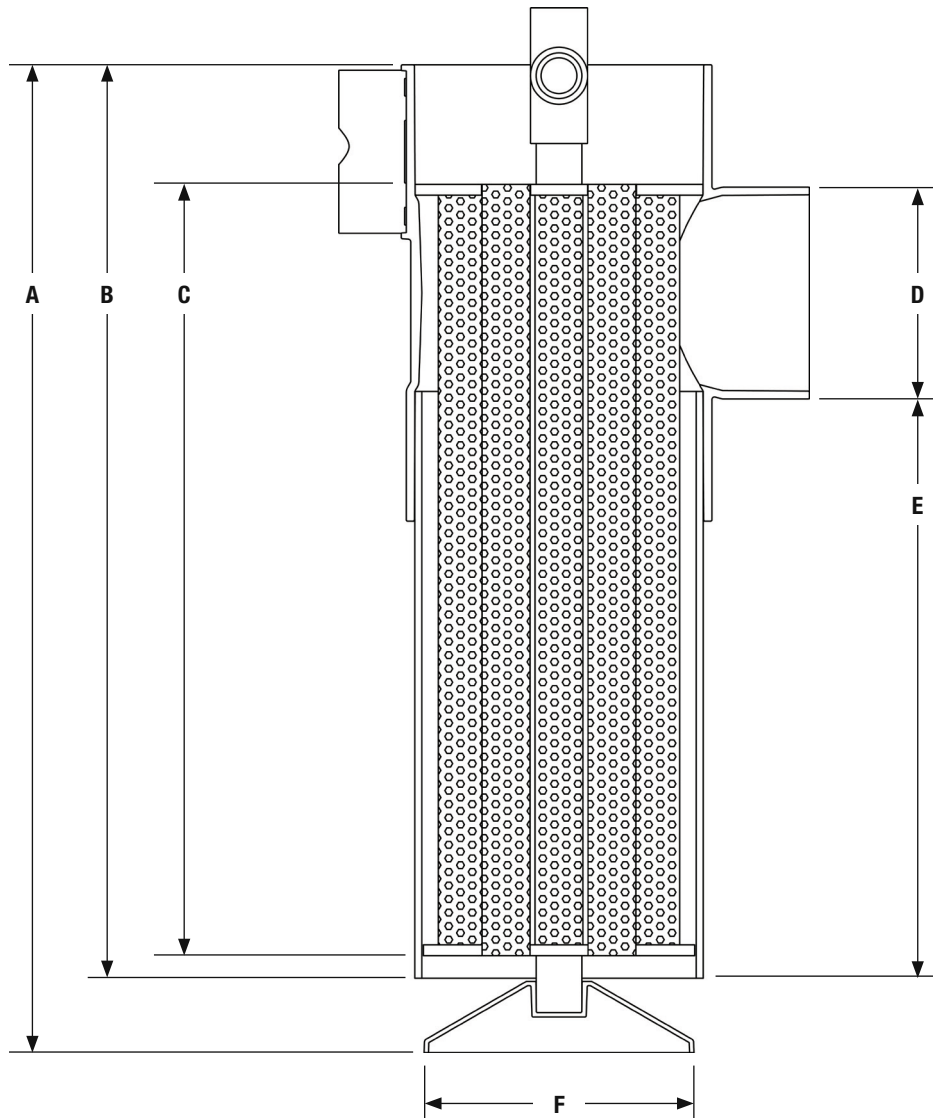
PSCS0621-18, PSCW0621-18, PSCPS0621-18, PSCPW0621-18

## Product Code Diagram



## Materials of Construction

Housing	PVC, ABS
Biotube filter cartridge	Polypropylene, DCPD
Handle components	PVC, stainless steel
Deflector plate	ABS



## Specifications

Model	PSCS0621-18	PSCPS0621-18
Mesh size, in. (mm)	1/8 (3.2)	1/16 (1.6)
A. Overall height, in. (mm)	22.7 (577)	22.7 (577)
B. Housing height, in. (mm)	21.0 (533)	21.0 (533)
C. Cartridge height, in. (mm)	17.75 (451)	17.75 (451)
D. Outlet pipe diameter, in. (mm)	4.5 (114)	4.5 (114)
E. Outlet height to invert, in. (mm)	13.5 (343)	13.5 (343)
F. Deflector plate diameter, in. (mm)	6.63 (168)	6.63 (168)
Filter surface area, ft <sup>2</sup> (m <sup>2</sup> )*	6.3 (0.59)	6.3 (0.59)
Flow area, ft <sup>2</sup> (m <sup>2</sup> )**	1.9 (0.18)	1.9 (0.18)

\* Filter area is defined as the total surface area of all individual Biotubes® within the filter cartridge.

\*\* Flow area is defined as the total open area (or area of the mesh openings) of all the individual Biotubes within the filter cartridge.